













| MENA Markets Performance     |   | 31-Mar-21 |          |        |
|------------------------------|---|-----------|----------|--------|
| Index                        |   | Close     | % Change | YTD    |
| Saudi Stock Exchange Tadawul |  | 9,907.82  | 2.83%    | 14.02% |
| Dubai Financial Market       |  | 2,550.23  | -0.32%   | 2.34%  |
| Abu Dhabi Stock Exchange     |  | 5,912.56  | 0.03%    | 17.19% |
| Qatar Exchange               |  | 10,401.50 | 0.19%    | -0.33% |
| Egyptian Exchange            |  | 10,568.37 | -1.60%   | -2.55% |

| Global Markets Performance |   | 28-Mar-21 |          |       |
|----------------------------|---|-----------|----------|-------|
| Index                      |   | Close     | % Change | YTD   |
| S&P 500 INDEX              |    | 3,958.55  | -0.32%   | 5.39% |
| DOW JONES INDUS. AVG       |    | 33,066.96 | -0.31%   | 8.04% |
| NASDAQ 100 STOCK INDX      |    | 12,896.53 | -0.53%   | 0.06% |
| FTSE 100 INDEX             |    | 6,772.12  | 0.53%    | 4.82% |
| CAC 40 INDEX               |   | 6,088.04  | 1.21%    | 9.67% |
| DAX INDEX                  |  | 15,008.61 | 1.29%    | 9.40% |
| NIKKEI 225                 |  | 29,432.70 | 0.16%    | 7.25% |

| Commodity       | Price    | % Change | % YTD   |
|-----------------|----------|----------|---------|
| Brent Crude     | 64.14    | -1.29%   | 23.82%  |
| Crude Light Oil | 60.55    | -1.64%   | 24.79%  |
| Gold Spot \$/Oz | 1,685.56 | -1.62%   | -11.02% |

## Disclaimer

Awraq Investments and its affiliates obtain information from sources they believe to be reliable, but do not warrant its accuracy or fitness for a particular purpose, and disclaim for themselves and their information providers all liability arising from the use.

The Information in this publication is provided in good faith for informational purposes only. The information provided is not offered as tax, legal, or investment advice, or an offer to buy or sell securities or otherwise. The information provided in this publication may be displayed and printed for your personal, non-commercial use only. You may not reproduce, re-transmit, distribute, disseminate, sell, publish, broadcast, or circulate the information in any form or media to anyone, without the expressed written consent of Awraq Investments.

Awraq Investments is not liable for any loss resulting from any action taken or reliance made by any person on any information or material posted by it. You should make your own inquiries and seek independent advice from relevant industry professionals before acting or relying on any information or material made available to you in this publication. You rely on this information at your own risk. Awraq Investments, its subsidiaries, parent, and/or any connected parties, may act or trade and/or enter into any transaction that maybe inconsistent or disregard any information contained herein.